



AN 408

High Depth Resolution SIMS of Strained Si in Si/SiGe

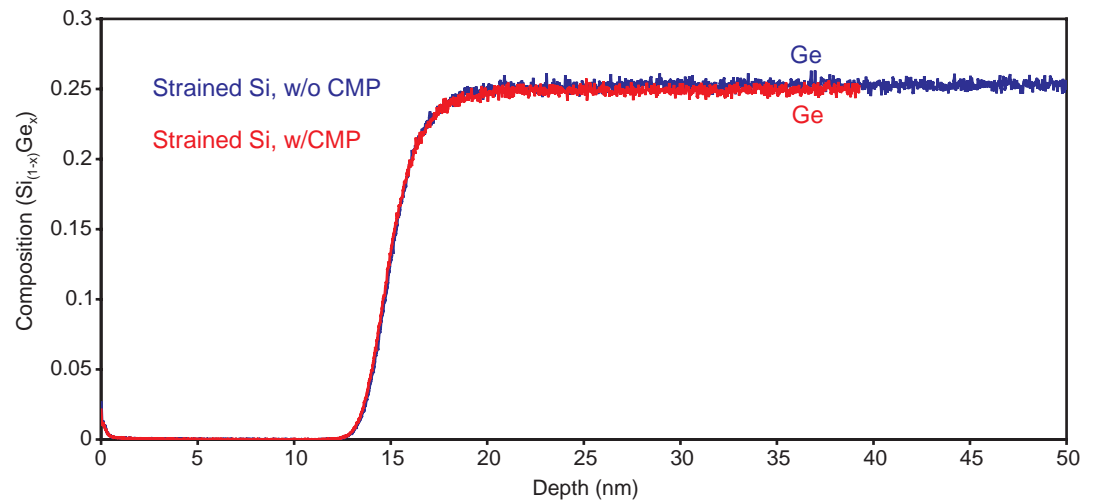
May 7, 2007 (Version 3.0)

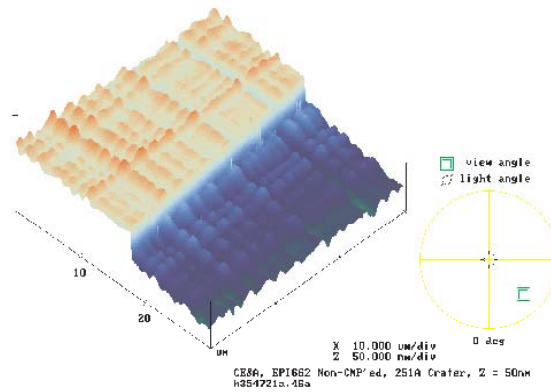
Discussion

The outdiffusion of Ge from the SiGe underlayer into the thin Si cap layer in Strained Si/SiGe material systems can greatly affect the mobility of carriers in the Si channel. This outdiffusion can be affected by epi growth temperature and rate, as well as point defects introduced by ion implantation processes and annealing in different ambients.

The Si cap layer is very thin, on the order of 10 nm, and the lattice-mismatch induced undulations (cross-hatch pattern) can be significant, so that the required depth resolution information of the Ge outdiffusion is very challenging.

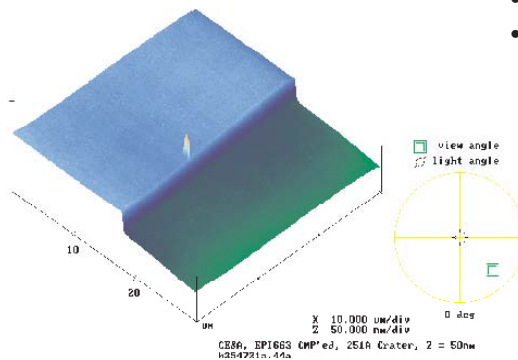
Ultra low energy (ULE) SIMS was used to profile Strained Si wafers with and without chemical mechanical polishing (CMP). Without CMP, the roughness features can vary up to the thickness of the Strained Si cap layer, which may affect the SIMS depth resolution. ULE SIMS profiles were acquired on both wafers with similar results of $\sim 8\text{\AA}/\text{decade}$ depth resolution (Figure 1). Subsequently, AFM was used to profile the SIMS craters and shows that the surface topography was maintained throughout the sputtering process (Figures 2 and 3). Furthermore, it is believed that the similarity of the SIMS results is due to the epitaxial growth of the Si cap layer, and the layer by layer erosion of the ULE SIMS sputtering process. These results show that conformal nature of the Si cap layer with the SiGe substrate allows for excellent SIMS data quality regardless of the surface roughness for Strained Si systems.

**Figure 1. 500eV ULE SIMS Data**



- Crater Depth = 25.1nm
- Surface RMS = 3.56nm
- Crater Bottom RMS = 3.49nm

Figure 2. AFM Data from Sample w/o CMP



- Crater Depth = 25.1nm
- Surface RMS = 0.85nm
- Crater Bottom RMS = 0.83nm

Figure 3. AFM Data from Sample w/ CMP

United States Locations

Tempe, Arizona
 +1 480 239 0602 info.az@eaglabs.com
 +1 602 470 2655 fax

Sunnyvale, California
 810 Kifer Road
 +1 408 530 3500 info.ca@eaglabs.com
 +1 408 530 3501 fax

1135 E Arques Avenue
 +1 408 738 3033
 +1 408 738 3035 fax

785 Lucerne Drive
 +1 408 737 3892
 +1 408 737 3916 fax

Peabody, Massachusetts
 +1 978 278 9500 info.ma@eaglabs.com
 +1 978 278 9501 fax

Chanhassen, Minnesota
 +1 952 828 6411 info.mn@eaglabs.com
 +1 952 828 6449 fax

East Windsor, New Jersey
 +1 609 371 4800 info.nj@eaglabs.com
 +1 609 371 5666 fax

Syracuse, New York
 +1 315 431 9900 info.ny@eaglabs.com
 +1 315 431 9800 fax

Raleigh, North Carolina
 +1 919 829 7041 info.nc@eaglabs.com
 +1 919 829 5518 fax

Round Rock, Texas
 +1 512 671 9500 info.tx@eaglabs.com
 +1 512 671 9501 fax

International Locations

Shanghai, China
 + 86 21 6879 6088 info.cn@eaglabs.com
 + 86 21 6879 9086 fax

Tournefeuille, France
 + 33 5 61 73 15 29 info.fr@eaglabs.com
 + 33 5 61 73 15 67 fax

Frankfurt, Germany
 + 49 (0) 693053213 info.de@eaglabs.com
 + 49 (0) 69307941 fax

Tokyo, Japan
 + 81 3 5396 0531 info.jp@eaglabs.com
 + 81 3 5396 1930 fax

HsinChu, Taiwan
 + 886 3 5632303 info.tw@eaglabs.com
 + 886 3 5632306 fax

Uxbridge, United Kingdom
 + 44 (0) 1895 811194 info.uk@eaglabs.com
 + 44 (0) 1895 810350 fax